

Behavioral Health

GUEST / LOUNGE /
BENCHES, OTTOMANS & TABLES

Effective: August 1, 2022

T R I N I T Y

Date:

Page:

Modification:

Description:




DESCRIPTION:

- Frames: Steel, Plywood & Hardwood
- Recycled Steel Inner-Frame 1-1/2" X 1-1/2" Angle Iron To Double 11 Gauge Square Tubing
- Metal To Metal Construction
- Upholstery: Tight Cushion (Stapled On Covers Standard)
- Seat: High Density Polyurethane Foam Over Sheet Webbing
- Back: High Density Polyurethane Foam Over Sinuous Springs & Hardwood Plywood
- Arms Caps: Held In Place By Non-Removable Helical Fasteners

- Legs: Exposed Wood, Metal Or Solid Hardwood / Removable For Maintenance
- Full Underbody Panel
- Tamperproof Screws On Seat Pan
- Full Clean-Out Between Seat & Back
- No Exposed Hardware Or "Pick Points"
- All Staples Are Concealed & Inaccessible
- Lifetime Warranty

ENHANCEMENTS:

- Vacuum Formed ABS Under Panel With Drain Call For Pricing
 - Additional Weight Can Be Added To The Seat Call For Pricing
 - Can Be Bolted To Floor Call For Pricing
 - Velcro Replaceable Seat Cover w/ Antimicrobial Moisture Barrier Call For Pricing
- Bariatric Sizes Available: 500 lbs. - 1000 lbs.
Specify Exposed Wood Finish (See Page 6)

LOUNGE		ITEM #:	SPECIFICATIONS GRADES LIST PRICES:												
	LOUNGE CHAIR / FULLY UPHOLSTERED	BH341-A	Overall: 30"w 24.5"d 31.5"h			Arm: 25.5"h			COM: 3.25 yds.						
			Seat: 24"w 19"d 18.5"h			Weight: 58 lbs.			COL: 59 sq.ft.						
	COM		COL	1	2	3	4	5	6	7	8	9	10	L1	L2
CALL FOR PRICING															
<i>Tight Seat & Back / Round Black Plastic Legs / Stapled On Covers - Concealed & Inaccessible</i>															
	LOUNGE CHAIR / FULLY UPHOLSTERED	BH1501	Overall: 31.25"w 31"d 34.5"h			Arm: 25.5"h			COM: 5.25 yds.						
			Seat: 21"w 20"d 18"h			Weight: 80 lbs.			COL: n/a						
	COM		COL	1	2	3	4	5	6	7	8	9	10	L1	L2
CALL FOR PRICING															
<i>Tight Seat & Back / Stapled On Covers - Concealed & Inaccessible</i>															
	LOUNGE CHAIR / FULLY UPHOLSTERED	BH1801	Overall: 31"w 32"d 34"h			Arm: 24"h			COM: 4.75 yds.						
			Seat: 21"w 20"d 18.5"h			Weight: 82 lbs.			COL: n/a						
	COM		COL	1	2	3	4	5	6	7	8	9	10	L1	L2
CALL FOR PRICING															
<i>Tight Seat & Back / Stapled On Covers - Concealed & Inaccessible</i>															

DESCRIPTION:

- Upholstery Frames: Hardwood Plywood
- Seat: High Density Polyurethane Foam Over Hardwood Plywood
- Round Black Plastic Feet / Non-Removable
- Full Underbody Panel (Tamper Proof Hardware)
- No Exposed Hardware Or "Pick Points"
- All Staples Are Concealed & Inaccessible
- Ganging Connectors (Optional - Call For Pricing)
- Leather Upholstery Is Available
- Lifetime Warranty

ENHANCEMENTS:

- Additional Weight Can Be Added To The Inside Of The Frame..... Call For Pricing
- Can Be Bolted To Floor Call For Pricing
- Velcro Replaceable Seat Cover w/ Antimicrobial Moisture Barrier Call For Pricing

See Facelift Behavioral Health Options For Applicable Options

BENCHES		ITEM #:	SPECIFICATIONS GRADES LIST PRICES:													
SMALL BENCH / FULLY UPHOLSTERED			<i>Overall: 18"w 30"d 14"h</i>	<i>Arm: n/a</i>									<i>COM: 2.75 yds.</i>			
			<i>Seat: 14"h</i>	<i>Weight: TBD lbs.</i>									<i>COL: 50 sq.ft.</i>			
			COM	COL	1	2	3	4	5	6	7	8	9	10	L1	L2
		BH1540-I	CALL FOR PRICING <i>Small Size - In / Tight Seat / Stapled On Covers - Concealed & Inaccessible</i>													
		BH1540-O	CALL FOR PRICING <i>Small Size - Out / Tight Seat / Stapled On Covers - Concealed & Inaccessible</i>													
MEDIUM BENCH / FULLY UPHOLSTERED			<i>Overall: 24"w 40"d 18"h</i>	<i>Arm: n/a</i>									<i>COM: 3.00 yds.</i>			
			<i>Seat: 18"h</i>	<i>Weight: TBD lbs.</i>									<i>COL: 54 sq.ft.</i>			
			COM	COL	1	2	3	4	5	6	7	8	9	10	L1	L2
		BH1541-I	CALL FOR PRICING <i>Medium Size - In / Tight Seat / Stapled On Covers - Concealed & Inaccessible</i>													
		BH1541-O	CALL FOR PRICING <i>Medium Size - Out / Tight Seat / Stapled On Covers - Concealed & Inaccessible</i>													
LARGE BENCH / FULLY UPHOLSTERED			<i>Overall: 30"w 50"d 18"h</i>	<i>Arm: n/a</i>									<i>COM: 3.25 yds.</i>			
			<i>Seat: 18"h</i>	<i>Weight: TBD lbs.</i>									<i>COL: 59 sq.ft.</i>			
			COM	COL	1	2	3	4	5	6	7	8	9	10	L1	L2
		BH1542-I	CALL FOR PRICING <i>Large Size - In / Tight Seat / Stapled On Covers - Concealed & Inaccessible</i>													
		BH1542-O	CALL FOR PRICING <i>Large Size - Out / Tight Seat / Stapled On Covers - Concealed & Inaccessible</i>													

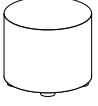
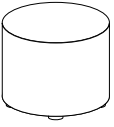
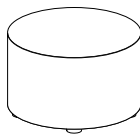
DESCRIPTION:

- Upholstery Frames: Hardwood Plywood
- Seat: High Density Polyurethane Foam Over Hardwood Plywood
- Round Black Plastic Feet / Non-Removable
- Full Underbody Panel (Tamper Proof Hardware)
- No Exposed Hardware Or "Pick Points"
- All Staples Are Concealed & Inaccessible
- Ganging Connectors (Optional - Call For Pricing)
- Leather Upholstery Is Available
- Lifetime Warranty

ENHANCEMENTS:

- Additional Weight Can Be Added To The Inside Of The Frame..... Call For Pricing
- Can Be Bolted To Floor Call For Pricing
- Velcro Replaceable Seat Cover w/ Antimicrobial Moisture Barrier Call For Pricing

See Facelift Behavioral Health Options For Applicable Options

OTTOMANS		ITEM #:	SPECIFICATIONS GRADES LIST PRICES:															
<p>SMALL ROUND OTTOMAN / FULLY UPHOLSTERED</p> 	BH1543-18D	<p>Overall: 18" Diameter 14"h</p> <p>Seat: 14"h</p>	<p>Arm: n/a</p> <p>Weight: TBD lbs.</p>	<p>COM: 2.00 yds.</p> <p>COL: 36 sq.ft.</p>	COM	COL	1	2	3	4	5	6	7	8	9	10	L1	L2
		CALL FOR PRICING																
		<i>Small Size / Tight Seat / Stapled On Covers - Concealed & Inaccessible</i>																
<p>MEDIUM ROUND OTTOMAN / FULLY UPHOLSTERED</p> 	BH1543-24D	<p>Overall: 24" Diameter 18"h</p> <p>Seat: 18"h</p>	<p>Arm: n/a</p> <p>Weight: 46 lbs.</p>	<p>COM: 2.25 yds.</p> <p>COL: 41 sq.ft.</p>	COM	COL	1	2	3	4	5	6	7	8	9	10	L1	L2
		CALL FOR PRICING																
		<i>Medium Size / Tight Seat / Stapled On Covers - Concealed & Inaccessible</i>																
<p>LARGE ROUND OTTOMAN / FULLY UPHOLSTERED</p> 	BH1543-30D	<p>Overall: 30" Diameter 18"h</p> <p>Seat: 18"h</p>	<p>Arm: n/a</p> <p>Weight: TBD lbs.</p>	<p>COM: 2.50 yds.</p> <p>COL: 45 sq.ft.</p>	COM	COL	1	2	3	4	5	6	7	8	9	10	L1	L2
		CALL FOR PRICING																
		<i>Large Size / Tight Seat / Stapled On Covers - Concealed & Inaccessible</i>																

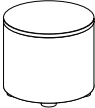
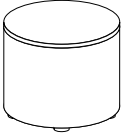
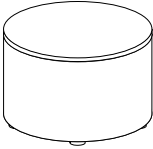
DESCRIPTION:

- Upholstery Frames: Hardwood Plywood
- Table Top: High Pressure Laminate Top Over Plywood Core
- Seat: High Density Polyurethane Foam Over Hardwood Plywood
- Round Black Plastic Feet / Non-Removable
- Full Underbody Panel (Tamper Proof Hardware)
- No Exposed Hardware Or "Pick Points"
- All Staples Are Concealed & Inaccessible
- Ganging Connectors (Optional - Call For Pricing)
- Leather Upholstery Is Available
- Lifetime Warranty

ENHANCEMENTS:

- Additional Weight Can Be Added To The Inside Of The Frame..... Call For Pricing
- Can Be Bolted To Floor Call For Pricing
- Velcro Replaceable Seat Cover w/ Antimicrobial Moisture Barrier Call For Pricing

See Facelift Behavioral Health Options For Applicable Options

TABLES		ITEM #:	SPECIFICATIONS GRADES LIST PRICES:																	
	<p>SMALL ROUND TABLE / UPHOLSTERED BASE</p>	<p>BH1544-18T</p>	<p>Overall: 18" Diameter 14"h</p>			<p>Arm: n/a</p>			<p>COM: 1.25 yds.</p>			<p>Seat: 14"h</p>			<p>Weight: TBD lbs.</p>			<p>COL: 23 sq.ft.</p>		
			COM	COL	1	2	3	4	5	6	7	8	9	10	L1	L2				
			<p>CALL FOR PRICING</p> <p><i>Small Size / High Pressure Laminate Top / Stapled On Covers - Concealed & Inaccessible</i></p>																	
	<p>MEDIUM ROUND TABLE / UPHOLSTERED BASE</p>	<p>BH1544-24T</p>	<p>Overall: 24" Diameter 18"h</p>			<p>Arm: n/a</p>			<p>COM: 1.50 yds.</p>			<p>Seat: 18"h</p>			<p>Weight: TBD lbs.</p>			<p>COL: 27 sq.ft.</p>		
			COM	COL	1	2	3	4	5	6	7	8	9	10	L1	L2				
			<p>CALL FOR PRICING</p> <p><i>Medium Size / High Pressure Laminate Top / Stapled On Covers - Concealed & Inaccessible</i></p>																	
	<p>LARGE ROUND TABLE / UPHOLSTERED BASE</p>	<p>BH1544-30T</p>	<p>Overall: 30" Diameter 18"h</p>			<p>Arm: n/a</p>			<p>COM: 1.75 yds.</p>			<p>Seat: 18"h</p>			<p>Weight: TBD lbs.</p>			<p>COL: 32 sq.ft.</p>		
			COM	COL	1	2	3	4	5	6	7	8	9	10	L1	L2				
			<p>CALL FOR PRICING</p> <p><i>Large Size / High Pressure Laminate Top / Stapled On Covers - Concealed & Inaccessible</i></p>																	

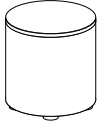
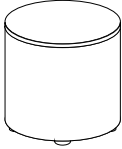
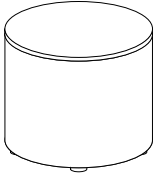
DESCRIPTION:

- Upholstery Frames: Hardwood Plywood
- Table Top: High Pressure Laminate Top Over Plywood Core
- Seat: High Density Polyurethane Foam Over Hardwood Plywood
- Round Black Plastic Feet / Non-Removable
- Full Underbody Panel (Tamper Proof Hardware)
- No Exposed Hardware Or "Pick Points"
- All Staples Are Concealed & Inaccessible
- Ganging Connectors (Optional - Call For Pricing)
- Leather Upholstery Is Available
- Lifetime Warranty


ENHANCEMENTS:

- Additional Weight Can Be Added To The Inside Of The Frame..... Call For Pricing
- Can Be Bolted To Floor Call For Pricing
- Velcro Replaceable Seat Cover w/ Antimicrobial Moisture Barrier Call For Pricing

See Facelift Behavioral Health Options For Applicable Options

TABLES		ITEM #:	SPECIFICATIONS GRADES LIST PRICES:															
<p>TALL SMALL ROUND TABLE / UPHOLSTERED BASE</p> 	BH1545-18T	<p>Overall: 18" Diameter 18"h</p> <p>Seat: 18"h</p>	<p>Arm: n/a</p> <p>Weight: TBD lbs.</p>	<p>COM: 1.25 yds.</p> <p>COL: 23 sq.ft.</p>	COM	COL	1	2	3	4	5	6	7	8	9	10	L1	L2
		CALL FOR PRICING																
		Small Size / High Pressure Laminate Top / Stapled On Covers - Concealed & Inaccessible																
<p>TALL MEDIUM ROUND TABLE / UPHOLSTERED BASE</p> 	BH1545-24T	<p>Overall: 24" Diameter 24"h</p> <p>Seat: 24"h</p>	<p>Arm: n/a</p> <p>Weight: TBD lbs.</p>	<p>COM: 1.50 yds.</p> <p>COL: 27 sq.ft.</p>	COM	COL	1	2	3	4	5	6	7	8	9	10	L1	L2
		CALL FOR PRICING																
		Medium Size / High Pressure Laminate Top / Stapled On Covers - Concealed & Inaccessible																
<p>TALL LARGE ROUND TABLE / UPHOLSTERED BASE</p> 	BH1545-30T	<p>Overall: 30" Diameter 24"h</p> <p>Seat: 24"h</p>	<p>Arm: n/a</p> <p>Weight: TBD lbs.</p>	<p>COM: 1.75 yds.</p> <p>COL: 32 sq.ft.</p>	COM	COL	1	2	3	4	5	6	7	8	9	10	L1	L2
		CALL FOR PRICING																
		Large Size / High Pressure Laminate Top / Stapled On Covers - Concealed & Inaccessible																

CONFIGURATION EXAMPLES:







DESCRIPTION:

- Frames: Steel, Plywood & Hardwood
- Recycled Steel Inner-Frame 1-1/2" X 1-1/2" Angle Iron To Double 11 Gauge Square Tubing
- Metal To Metal Construction
- Upholstery: Tight Cushion (Stapled On Covers Standard)
- Seat: High Density Polyurethane Foam Over Sheet Webbing
- Back: High Density Polyurethane Foam Over Sinuous Springs & Hardwood Plywood
- Arms Caps: Held In Place By Non-Removable Helical Fasteners

- Legs: Exposed Wood, Solid Hardwood / Removable For Maintenance
- Full Underbody Panel
- Tamperproof Screws On Seat Pan
- Full Clean-Out Between Seat & Back
- No Exposed Hardware Or "Pick Points"
- All Staples Are Concealed & Inaccessible
- Lifetime Warranty

ENHANCEMENTS:

- Vacuum Formed ABS Under Panel With Drain Call For Pricing
 - Additional Weight Can Be Added To The Seat Call For Pricing
 - Can Be Bolted To Floor Call For Pricing
 - Velcro Replaceable Seat Cover w/ Antimicrobial Moisture Barrier Call For Pricing
- Bariatric Sizes Available: 500 lbs. - 1000 lbs.
Specify Exposed Wood Finish (See Page 6)

GUEST	ITEM #:	SPECIFICATIONS GRADES LIST PRICES:												
	BH1822	Overall: 23.5"w 24"d 34"h		Arm: 25"h		COM: 1.75 yds.								
		Seat: 20"w 19"d 18.5"h		Weight: 45 lbs.		COL: n/a								
		COM	COL	1	2	3	4	5	6	7	8	9	10	L1
CALL FOR PRICING														
<i>Open Back / Tight Seat & Back / Stapled On Covers - Concealed & Inaccessible</i>														
	BH1832	Overall: 33.5"w 24"d 34"h		Arm: 25"h		COM: 2.25 yds.								
		Seat: 30"w 19"d 18.5"h		Weight: 55 lbs.		COL: n/a								
		COM	COL	1	2	3	4	5	6	7	8	9	10	L1
CALL FOR PRICING														
<i>Open Back / Tight Seat & Back / Stapled On Covers - Concealed & Inaccessible / 500 lb. Weight Capacity</i>														
	BH1850	Overall: 51.5"w 24"d 34"h		Arm: 25"h		COM: 3.5 yds.								
		Seat: 48"w 19"d 18.5"h		Weight: 65 lbs.		COL: n/a								
		COM	COL	1	2	3	4	5	6	7	8	9	10	L1
CALL FOR PRICING														
<i>Open Back / Tight Seat & Back / Stapled On Covers - Concealed & Inaccessible</i>														
	BH1722-WB	Overall: 26"w 28.5"d 46"h		Arm: 26.5"h		COM: 4 yds.								
		Seat: 21"w 20"d 19"h		Weight: 80 lbs.		COL: n/a								
		COM	COL	1	2	3	4	5	6	7	8	9	10	L1
CALL FOR PRICING														
<i>Tight Seat & Back / Stapled On Covers - Concealed & Inaccessible</i>														





DESCRIPTION:

- Frames: Steel, Plywood & Hardwood
- Recycled Steel Inner-Frame 1-1/2" X 1-1/2" Angle Iron To Double 11 Gauge Square Tubing
- Metal To Metal Construction
- Upholstery: Tight Cushion (Stapled On Covers Standard)
- Seat: High Density Polyurethane Foam Over Sheet Webbing
- Back: High Density Polyurethane Foam Over Sinuous Springs & Hardwood Plywood
- Arms Caps: Held In Place By Non-Removable Helical Fasteners

- Legs: Exposed Wood, Metal Or Solid Hardwood / Removable For Maintenance
- Full Underbody Panel
- Tamperproof Screws On Seat Pan
- Full Clean-Out Between Seat & Back
- No Exposed Hardware Or "Pick Points"
- All Staples Are Concealed & Inaccessible
- Lifetime Warranty

ENHANCEMENTS:

- Vacuum Formed ABS Under Panel With Drain Call For Pricing
 - Additional Weight Can Be Added To The Seat Call For Pricing
 - Can Be Bolted To Floor Call For Pricing
 - Velcro Replaceable Seat Cover w/ Antimicrobial Moisture Barrier Call For Pricing
- Bariatric Sizes Available: 500 lbs. - 1000 lbs.
Specify Exposed Wood Finish (See Page 6)

LOUNGE / PATIENT CHAIR		ITEM #:	SPECIFICATIONS GRADES LIST PRICES:														
	BH1841	Overall: 28"w 29"d 31.5"h Seat: 23.5"w 19"d 18.5"h	Arm: 24.5"h Weight: 85 lbs.	COM: 4.5 yds. COL: n/a													
		COM	COL	1	2	3	4	5	6	7	8	9	10	L1	L2		
		CALL FOR PRICING <i>Tight Seat & Back / Stapled On Covers - Concealed & Inaccessible</i>															
	BH1842	Overall: 52"w 29"d 31.5"h Seat: 47.5"w 19"d 18.5"h	Arm: 24.5"h Weight: 135 lbs.	COM: 6.75 yds. COL: n/a													
		COM	COL	1	2	3	4	5	6	7	8	9	10	L1	L2		
		CALL FOR PRICING <i>Tight Seat & Back / Stapled On Covers - Concealed & Inaccessible</i>															
	BH1843	Overall: 76"w 29"d 31.5"h Seat: 71.5"w 19"d 18.5"h	Arm: 24.5"h Weight: 180 lbs.	COM: 8.5 yds. COL: n/a													
		COM	COL	1	2	3	4	5	6	7	8	9	10	L1	L2		
		CALL FOR PRICING <i>Tight Seat & Back / Stapled On Covers - Concealed & Inaccessible</i>															
	BH1852	Overall: 25"w 33.5"d 39.25"h Seat: 21"w 20"d 18.75"h	Arm: 24.25"h Weight: 63 lbs.	COM: 4.25 yds. COL: n/a													
		COM	COL	1	2	3	4	5	6	7	8	9	10	L1	L2		
		CALL FOR PRICING <i>Tight Seat & Back / Stapled On Covers - Concealed & Inaccessible</i>															

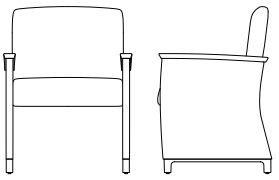
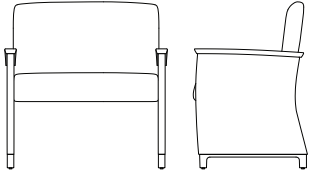
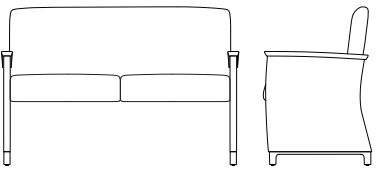
DESCRIPTION:

- Frames: Steel, Plywood & Hardwood
- Recycled Steel Inner-Frame 1-1/2" X 1-1/2" Angle Iron To Double 11 Gauge Square Tubing
- Metal To Metal Construction
- Upholstery: Tight Cushion (Stapled On Covers Standard)
- Seat: High Density Polyurethane Foam Over Sheet Webbing
- Back: High Density Polyurethane Foam Over Sinuous Springs & Hardwood Plywood
- Arms Caps: Held In Place By Non-Removable Helical Fasteners






- Legs: Exposed Wood, Polyester Or Solid Hardwood / Removable For Maintenance
- Full Underbody Panel
- Tamperproof Screws On Seat Pan
- Full Clean-Out Between Seat & Back
- No Exposed Hardware Or "Pick Points"
- All Staples Are Concealed & Inaccessible
- Lifetime Warranty

ENHANCEMENTS:





- Vacuum Formed ABS Under Panel With Drain Call For Pricing
 - Additional Weight Can Be Added To The Seat Call For Pricing
 - Can Be Bolted To Floor Call For Pricing
 - Velcro Replaceable Seat Cover w/ Antimicrobial Moisture Barrier Call For Pricing
- Bariatric Sizes Available: 500 lbs. - 1000 lbs.
Specify Exposed Wood Finish (See Page 6)

GUEST	ITEM #:	SPECIFICATIONS GRADES LIST PRICES:												
FULLY UPHOLSTERED CHAIR 	BH1880	Overall: 23.5"w 24"d 34"h		Arm: 25"h		COM: 3.75 yds.								
		Seat: 20"w 19"d 18.5"h		Weight: 55 lbs.		COL: n/a								
		COM	COL	1	2	3	4	5	6	7	8	9	10	L1
CALL FOR PRICING <i>Closed Back / Tight Seat & Back / Stapled On Covers - Concealed & Inaccessible</i>														
FULLY UPHOLSTERED BARIATRIC CHAIR 	BH1882	Overall: 33.5"w 24"d 34"h		Arm: 25"h		COM: 4.25 yds.								
		Seat: 30"w 19"d 18.5"h		Weight: 65 lbs.		COL: n/a								
		COM	COL	1	2	3	4	5	6	7	8	9	10	L1
CALL FOR PRICING <i>Closed Back / Tight Seat & Back / Stapled On Covers - Concealed & Inaccessible</i>														
FULLY UPHOLSTERED TWO PLACE SOFA 	BH1884	Overall: 51.5"w 24"d 34"h		Arm: 25"h		COM: 5.5 yds.								
		Seat: 48"w 19"d 18.5"h		Weight: 75 lbs.		COL: n/a								
		COM	COL	1	2	3	4	5	6	7	8	9	10	L1
CALL FOR PRICING <i>Closed Back / Tight Seat & Back / Stapled On Covers - Concealed & Inaccessible</i>														

ARM CAPS	OPTION #:	SPECIFICATIONS LIST PRICES AVAILABILITY:
<p>SOLID WOOD ARM CAPS</p> 	<p>EWAC</p>	<p>Overall: 2.75"w 29"d 1.125"h</p> <hr/> <p>\$219 (Set Of 2) <i>(Specify Finish)</i></p> <p>Available: BH1841, BH1842, BH1843, BH1852</p>
<p>URETHANE / POLYESTER ARM CAPS</p> 	<p>EUAC</p> <p>EPAC-2</p>	<p>Overall: 2.75"w 29"d 1.125"h</p> <hr/> <p>\$231 (Set Of 2) URETHANE <i>(1841-1844 Black Urethane)</i></p> <p>\$382 (Set Of 2) POLYESTER <i>(1841-1843)</i></p> <p><i>Black Polyester Arm Cap (Additional Colors Available)</i></p> <p>Available: BH1841, BH1842, BH1843, BH1852</p>
<p>POLYESTER ARM CAPS</p> 	<p>EPAC-1</p>	<p>Overall: 2.75"w 22.5"d 1.125"h</p> <hr/> <p>\$177 Each - POLYESTER <i>Polyester Arm Cap (Specify Exposed)</i></p> <p>Available: BH1880's Group, BH1722-WB</p>
<p>WOOD / POLYESTER ARM CAPS</p>  <p>RWAC-1 Solid Wood Arm Cap</p>  <p>RPAC-1 Polyester Arm Cap</p>	<p>RWAC-1</p> <p>RPAC-1</p>	<p>Overall: 3.625"w 30.25"d .5"h</p> <hr/> <p>\$374 (Set Of 2) <i>Solid Wood Arm Cap (Specify Finish)</i></p> <p>\$484 (Set Of 2) <i>Black Polyester Arm Cap (Additional Colors Available)</i></p> <p>Available: BH1501</p>

TABLETS	OPTION #:	SPECIFICATIONS LIST PRICES AVAILABILITY:
<p>TABLET ARMS / CUP HOLDER</p>  <p>Laminate Tablet Arm Shown w/ Cup Holder</p>  <p>Veneer Tablet Arm Shown w/ Cup Holder</p>  <p>Solid Surface Tablet Arm Shown w/ Cup Holder</p>	<p>Overall: 14" Diameter .75"h</p> <hr/> <p>TA-L \$440 <i>Tablet Arm With 360° Rotation - High Pressure Laminate. (Specify Laminate / Specify Left Or Right Facing Arm Location)</i></p> <p>TA-V \$503 <i>Tablet Arm With 360° Rotation - Sunburst Cherry Veneer. (Specify Finish / Specify Left Or Right Facing Arm Location)</i></p> <p>TA-C \$654 <i>Tablet Arm With 360° Rotation - White Solid Surface. (Available In White Only / Specify Left Or Right Facing Arm Location)</i></p> <p>CH-1 \$105 <i>Black Plastic Cup Holder (Only Available If Used With Tablet Arm)</i></p> <p>CH-2 \$157 <i>Spun Aluminum Cup Holder (Only Available If Used With Tablet Arm)</i></p> <p>Available: BH1501, BH1841, BH1842, BH1843</p>	
<p>FOLD DOWN TABLET ARM</p>  	<p>Overall: 14" Diameter .75"h</p> <hr/> <p>FDTA-L \$1056 <i>Tablet Arm With 360° Rotation - High Pressure Laminate. (Specify Laminate / Specify Left Or Right Facing Arm Location)</i></p> <p>FDTA-V \$1108 <i>Tablet Arm With 360° Rotation - Sunburst Cherry Veneer. (Specify Finish / Specify Left Or Right Facing Arm Location)</i></p> <p>FDTA-C \$1259 <i>Tablet Arm With 360° Rotation - White Solid Surface. (Available In White Only / Specify Left Or Right Facing Arm Location)</i></p> <p>Available: BH1501, BH1841, BH1842, BH1843</p>	
<p>DOUBLE ARTICULATING / SWIVEL TABLET ARM</p>  <p>ATA-L Double Articulating / Swivel Tablet Arm</p>  <p>ATA-L w/ CH-1 Black Plastic Cup Holder</p>	<p>Overall: 14" Diameter .75"h</p> <hr/> <p>ATA-L \$852 <i>Tablet Arm With 360° Rotation - High Pressure Laminate. (Specify Laminate / Specify Left Or Right Facing Arm Location)</i></p> <p>ATA-V \$904 <i>Tablet Arm With 360° Rotation - Sunburst Cherry Veneer. (Specify Finish / Specify Left Or Right Facing Arm Location)</i></p> <p>ATA-C \$1089 <i>Tablet Arm With 360° Rotation - White Solid Surface. (Available In White Only / Specify Left Or Right Facing Arm Location)</i></p> <p>CH-1 \$105 <i>Black Plastic Cup Holder (Only Available If Used With Tablet Arm)</i></p> <p>CH-2 \$157 <i>Spun Aluminum Cup Holder (Only Available If Used With Tablet Arm)</i></p> <p>Available: BH1501, BH1841, BH1842, BH1843</p>	

POWER / LEGS / CASTERS / TOPS	OPTION #:	SPECIFICATIONS LIST PRICES AVAILABILITY:						
<p>POWER / DATA MODULE</p> 	<p>PM1</p>	<p>Overall: 5.25"w 1.25"d 4.25"h</p> <hr/> <p>\$836 (1-Power / 1-USB 2 Port Simplex Charger Standard) <i>Vertical / Horizontal Mount Power Module. Price Varies By Socket. Contact Customer Service For Quote. (Additional Colors Available)</i></p> <p>Available: BH1501, BH1801, BH1841, BH1842, BH1843</p>						
<p>BRUSHED ALUMINUM ROUND LEGS</p> 	<p>ARL</p>	<p>Overall: 2" Diameter 5"h</p> <hr/> <p>\$353 (Set Of 4) <i>(Brushed Aluminum Finish)</i></p> <p>Available: BH1841, BH1842, BH1843</p>						
<p>LOCKING / NON-LOCKING CASTERS</p>  <p>Locking Casters</p> <p>Non-Locking Casters</p>	<p>LC</p> <p>NLC</p>	<p>Overall: 1.875"w 2.25"d 1.5"h (Locking) / 1.875"w 1.625"d 1.5"h (Non-Locking)</p> <hr/> <p>\$31 (Set Of Two) <i>Locking Casters (Black Finish / Specify Location)</i></p> <p>\$26 (Set Of Two) <i>Non-Locking Casters (Black Finish / Specify Location)</i></p> <p>Available: BH1540 - BH1545</p>						
<p>SELF EDGE TABLE TOP</p> 	<p>SE18D</p> <p>SE24D</p> <p>SE30D</p>	<p>Overall: 18" Diameter x 1"h / 24" Diameter x 1"h / 30" Diameter x 1"h</p> <hr/> <table border="0"> <tr> <td>Self Edge Table Top - 18" Diameter</td> <td>\$30</td> </tr> <tr> <td>Self Edge Table Top - 24" Diameter</td> <td>\$33</td> </tr> <tr> <td>Self Edge Table Top - 30" Diameter</td> <td>\$33</td> </tr> </table> <p><i>High Pressure Laminate Top w/ Self Edge</i></p> <p>Available: BH1544's - BH1545's Tables</p>	Self Edge Table Top - 18" Diameter	\$30	Self Edge Table Top - 24" Diameter	\$33	Self Edge Table Top - 30" Diameter	\$33
Self Edge Table Top - 18" Diameter	\$30							
Self Edge Table Top - 24" Diameter	\$33							
Self Edge Table Top - 30" Diameter	\$33							

COVERS	OPTION #:	SPECIFICATIONS LIST PRICES AVAILABILITY:
<p>CONTRASTING COVERS - GUEST OPEN ARM</p> 	<p>CC</p>	<p><i>Overall: N/A</i></p> <hr/> <p>\$129 <i>NOTE: If Two Or More Upholsteries Or Leathers Are Used On Any Piece Of Furniture, Then A Contrast Charge Will Apply Per Order. When Using Trinity Upholstery, The Higher Priced Upholstery Grade Will Be Used In Pricing, Unless It's Trinity Leather With Fabric Contrast Welt, Or COM With Trinity Contrast Welt, Then Contact Customer Service For Pricing.</i></p> <p><i>Available: BH1822, BH1832, BH1850</i></p>
<p>CONTRASTING COVERS - LOUNGE</p> 	<p>CC</p>	<p><i>Overall: N/A</i></p> <hr/> <p>\$129 <i>NOTE: If Two Or More Upholsteries Or Leathers Are Used On Any Piece Of Furniture, Then A Contrast Charge Will Apply Per Order. When Using Trinity Upholstery, The Higher Priced Upholstery Grade Will Be Used In Pricing, Unless It's Trinity Leather With Fabric Contrast Welt, Or COM With Trinity Contrast Welt, Then Contact Customer Service For Pricing.</i></p> <p><i>Available: BH341-A, BH1841, BH1842, BH1843, BH1852</i></p>
<p>CONTRASTING COVERS - GUEST CLOSED ARM</p> 	<p>CC</p>	<p><i>Overall: N/A</i></p> <hr/> <p>\$129 <i>NOTE: If Two Or More Upholsteries Or Leathers Are Used On Any Piece Of Furniture, Then A Contrast Charge Will Apply Per Order. When Using Trinity Upholstery, The Higher Priced Upholstery Grade Will Be Used In Pricing, Unless It's Trinity Leather With Fabric Contrast Welt, Or COM With Trinity Contrast Welt, Then Contact Customer Service For Pricing.</i></p> <p><i>Available: BH1880's Group, BH1722-WB</i></p>
<p>CONTRASTING COVERS - POLLIWOGS</p> 	<p>CC</p>	<p><i>Overall: N/A</i></p> <hr/> <p>\$129 <i>NOTE: If Two Or More Upholsteries Or Leathers Are Used On Any Piece Of Furniture, Then A Contrast Charge Will Apply Per Order. When Using Trinity Upholstery, The Higher Priced Upholstery Grade Will Be Used In Pricing, Unless It's Trinity Leather With Fabric Contrast Welt, Or COM With Trinity Contrast Welt, Then Contact Customer Service For Pricing.</i></p> <p><i>Available: BH1540's Benches & Ottomans</i></p>